





Report reference No	RSZ190808552-SF
Compiled by (+ signature)	Engineer: Taylor Chen 
Approved by (+ signature)	Project Engineer:Harrison Huang 
Date of issue	2019-08-15
Testing laboratory	Bay Area Compliance Laboratories Corp. (Dongguan)
Address	No.69, Pulongcun, Puxinhu Industry Area, Tangxia, Dongguan, Guangdong, China
Testing location	Same as above
Applicant	Hongli Zhihui Group Co.,Ltd. Guangzhou Branch
Address	Room 316, Building 2, No.1, Xianke Yi Road, Huadong Town, Huadu District, Guangzhou, China
Standard	IEC 62471:2006
Test sample(s) received.....	2019-08-09
Test in period.....	2019-08-14
Procedure deviation	N.A.
Non-standard test method	N.A.
The test data was only valid for the test sample(s). This test report is prepared for the customer shown above and for the specific product described herein. It must not be duplicated or used in part without prior written consent from Bay Area Compliance Laboratories Corp. (Dongguan).	
Type of test object	LED package
Trademark	NA
Model/type reference	HL-A-2835S52FC-S1-08HL
Manufacturer.....	Hongli Zhihui Group Co.,Ltd. Guangzhou Branch Room 316, Building 2, No.1, Xianke Yi Road, Huadong Town, Huadu District, Guangzhou, China
Rating	Input:3Vdc,30mA
Copy of marking plate:	None



Report No.: RSZ190808552-SF

Tested lamp: LED package
Tested lamp system: N.A

Lamp cap: N.A
Bulb.....: N.A
Rated of the lamp: See rating

FINAL

IEC 62471			
Clause	Requirement + Test	Result - Remark	Verdict
4	EXPOSURE LIMITS		P
	Contents of the whole Clause 4 of IEC 62471: 2006 moved into a new informative Annex ZB		P
	Clause 4 replaced by the following:		P
	Limits of the Artificial Optical Radiation have been applied instead of those fixed in IEC 62471: 2006	See Table 6.1	P
Annex ZB	EXPOSURE LIMITS		P
4.1	General		P
	The exposure limits in this standard is not less than 0,01 ms and not more than any 8-hour period and should be used as guides in the control of exposure		P
	Detailed spectral data of a light source are generally required only if the luminance of the source exceeds $10^4 \text{ cd}\cdot\text{m}^{-2}$	$>10^4 \text{ cd}\cdot\text{m}^{-2}$	P
4.3	Hazard exposure limits		P
4.3.1	Actinic UV hazard exposure limit for the skin and eye		P
	The exposure limit for effective radiant exposure is $30 \text{ J}\cdot\text{m}^{-2}$ within any 8-hour period		P
	To protect against injury of the eye or skin from ultraviolet radiation exposure produced by a broadband source, the effective integrated spectral irradiance, E_s , of the light source shall not exceed the levels defined by:	$E_s=1.250\times 10^{-4} \text{ W}\cdot\text{m}^{-2}$	P
	$\int_{200}^{\lambda} \dots \dots 30 \text{ J}\cdot\text{m}^{-2}$		P
	The permissible time for exposure to ultraviolet radiation incident upon the unprotected eye or skin shall be computed by:		P
	$t_{\text{max}}=30/E_s$	$t_{\text{max}}=30/(1.250\times 10^{-4})=2.40\times 10^5 \text{ s}$	P
4.3.2	Near-UV hazard exposure limit for eye		P
	For the spectral region 315 nm to 400 nm (UV-A) the total radiant exposure to the eye shall not exceed $10000 \text{ J}\cdot\text{m}^{-2}$ for exposure times less than 1000s. For exposure times greater than 1000 s (approximately 16 minutes) the UV-A irradiance for the unprotected eye, E_{UVA} , shall not exceed $10 \text{ W}\cdot\text{m}^{-2}$	See Table 6.1	P
	The permissible time for exposure to ultraviolet radiation incident upon the unprotected eye for time less than 1000 s, shall be computed by:		N
	$t_{\text{max}} = 10000/E_{\text{UVA}} \text{ s}$		N

IEC 62471			
Clause	Requirement + Test	Result - Remark	Verdict
4.3.3	Retinal blue light hazard exposure limit		P
	To protect against retinal photochemical injury from chronic blue-light exposure, the integrated spectral radiance of the light source weighted against the blue-light hazard function, $B(\lambda)$, i.e., the blue-light weighted radiance, L_B , shall not exceed the levels defined by:		P
	$\int_{\lambda} L_{\lambda} \cdot B(\lambda) \cdot d\lambda \leq 10^6 \text{ J}\cdot\text{m}^{-2}\cdot\text{sr}$		N
	$L_{\lambda} \leq 100 \text{ W}\cdot\text{m}^{-2}\cdot\text{sr}^{-1}$	See Table 6.1	P
4.3.4	Retinal blue light hazard exposure limit - small source	= 0.0017	P
	Thus the spectral irradiance at the eye E_{λ} , weighted against the blue-light hazard function $B(\lambda)$ shall not exceed the levels defined by: see table 4.2		P
	$\int_{\lambda} E_{\lambda} \cdot B(\lambda) \cdot d\lambda \leq 100 \text{ J}\cdot\text{m}^{-2}$		P
	$E_{\lambda} \leq 1 \text{ W}\cdot\text{m}^{-2}$		P
4.3.5	Retinal thermal hazard exposure limit		P
	To protect against retinal thermal injury, the integrated spectral radiance of the light source, L_{λ} , weighted by the burn hazard weighting function $R(\lambda)$ (from Figure 4.2 and Table 4.2), i.e., the burn hazard weighted radiance, shall not exceed the levels defined by:		P
	$\int_{\lambda} L_{\lambda} \cdot R(\lambda) \cdot d\lambda \leq \frac{50000}{38} \text{ W}\cdot\text{m}^{-2}\cdot\text{sr}^{-1}$	See Table 6.1	P
4.3.6	Retinal thermal hazard exposure limit – weak visual stimulus		P
	For an infrared heat lamp or any near-infrared source where a weak visual stimulus is inadequate to activate the aversion response, the near infrared (780 nm to 1400 nm) radiance, L_{IR} , as viewed by the eye for exposure times greater than 10 s shall be limited to:		P
	$L_{IR} = \sum_{780}^{1400} L_{\lambda} \cdot R(\lambda) \cdot \Delta\lambda \leq \frac{6000}{\alpha} \text{ W}\cdot\text{m}^{-2}\cdot\text{sr}^{-1}$	See Table 6.1	P

IEC 62471			
Clause	Requirement + Test	Result - Remark	Verdict
4.3.7	Infrared radiation hazard exposure limits for the eye		P
	The avoid thermal injury of the cornea and possible delayed effects upon the lens of the eye (cataractogenesis),ocular exposure to infrared radiation, EIR,over the wavelength range 780 nm to 3000 nm, for times less than 1000 s, shall not exceed:		N
	$E_{IR} = \sum_{780}^{3000} E_{\lambda} \cdot \Delta\lambda \leq 18000 \cdot t^{-0,75} \quad W \cdot m^{-2}$		N
	For times greater than 1000 s the limit becomes:		P
	$E_{IR} = \sum_{780}^{3000} E_{\lambda} \cdot \Delta\lambda \leq 100 \quad W \cdot m^{-2}$	See Table 6.1	P
4.3.8	Thermal hazard exposure limit for the skin	$E_H = 6.745 \times 10^{-2} W \cdot m^{-2}$	P
	Visible and infrared radiant exposure (380 nm to 3000 nm) of the skin shall be limited to:		P
	$E_H \cdot t = \sum_{380}^{3000} \sum_t E_{\lambda}(\lambda, t) \cdot \Delta t \cdot \Delta\lambda \leq 20000 \cdot t^{0,25} \quad J \cdot m^{-2}$	$E_H \cdot t = 6.745 \times 10^{-2} \times 10s = 0.6745 J \cdot m^{-2}$	P
5	MEASUREMENT OF LAMPS AND LAMP SYSTEMS		P
5.1	Measurement conditions		P
	Measurement conditions shall be reported as part of the evaluation against the exposure limits and the assignment of risk classification.	Measured at distance of 200.0mm	P
5.1.1	Lamp ageing (seasoning)	30 min.	P
	Seasoning of lamps shall be done as stated in the Appropriate EN lamp standard.		N
5.1.2	Test environment	25.2	P
	For specific test conditions, see the appropriate EN lamp standard or in absence of such standards, the appropriate national standards or manufacturer's recommendations.		P
5.1.3	Extraneous radiation		P
	Careful checks should be made to ensure that extraneous sources of radiation and reflections do not add significantly to the measurement results.		P
5.1.4	Lamp operation		P

IEC 62471			
Clause	Requirement + Test	Result - Remark	Verdict
	Operation of the test lamp shall be provided in accordance with:		P
	– the appropriate EN lamp standard, or		N
	– the manufacturer' s recommendation		P
5.1.5	Lamp system operation		N
	The power source for operation of the test lamp shall be provided in accordance with:		N
	– the appropriate EN standard, or		N
	– the manufacturer' s recommendation		N
5.2	Measurement procedure		P
5.2.1	Irradiance measurements		P
	Minimum aperture diameter 7mm.		P
	Maximum aperture diameter 50 mm.		P
	The measurement shall be made in that position of the beam giving the maximum reading.		P
	The measurement instrument is adequate calibrated.	See appendix B	P
5.2.2	Radiance measurements		P
5.2.2.1	Standard method		P
	The measurements made with an optical system.		P
	The instrument shall be calibrated to read in absolute radiant power per unit receiving area and per unit solid angle to acceptance averaged over the field of view of the instrument.		P
5.2.2.2	Alternative method		N
	Alternatively to an imaging radiance set-up, an irradiance measurement set-up with a circular field stop placed at the source can be used to perform radiance measurements.		N
5.2.3	Measurement of source size		P
	The determination of θ , the angle subtended by a source, requires the determination of the 50% emission points of the source.	See Table 6.1	P
5.2.4	Pulse width measurement for pulsed sources		N
	The determination of t_p , the nominal pulse duration of a source, requires the determination of the time during which the emission is > 50% of its peak value.		N
5.3	Analysis methods		P
5.3.1	Weighting curve interpolations		N
	To standardize interpolated values, use linear interpolation on the log of given values to obtain intermediate points at the wavelength intervals desired.		N
5.3.2	Calculations		P

IEC 62471			
Clause	Requirement + Test	Result - Remark	Verdict
	The calculation of source hazard values shall be performed by weighting the spectral scan by the appropriate function and calculating the total weighted energy.		P
5.3.3	Measurement uncertainty		P
	The quality of all measurement results must be quantified by an analysis of the uncertainty.		P
6	LAMP CLASSIFICATION		P
	For the purposes of this standard it was decided that the values shall be reported as follows:		P
	– for lamps intended for general lighting service, the hazard values shall be reported as either irradiance or radiance values at a distance which produces an illuminance of 500 lux, but not at a distance less than 200 mm		N
	– for all other light sources, including pulsed lamp sources, the hazard values shall be reported at a distance of 200 mm		P
6.1	Continuous wave lamps		P
6.1.1	Exempt Group		P
	In the except group are lamps, which does not pose any photobiological hazard. The requirement is met by any lamp that does not pose:		P
	– an actinic ultraviolet hazard (ES) within 8-hours exposure (30000 s), nor		P
	– a near-UV hazard (EUVA) within 1000 s, (about 16 min), nor		P



Report No.: RSZ190808552-SF

IEC 62471			
Clause	Requirement + Test	Result - Remark	Verdict
	This requirement is met by any lamp that exceeds the limits for Risk Group 1, but that does not pose:		N

FEMNAL

IEC 62471			
Clause	Requirement + Test	Result - Remark	Verdict

Spectral weighting function for assessing ultraviolet hazards for skin and eye			-
λ	λ	λ	λ
200	0,030	313*	0,006
205	0,051	315	0,003
210	0,075	316	0,0024
215	0,095	317	0,0020
220	0,120	318	0,0016
225	0,150	319	0,0012
230	0,190	320	0,0010
235	0,240	322	0,00067
240	0,300	323	0,00054
245	0,360	325	0,00050
250	0,430	328	0,00044
254*	0,500	330	0,00041
255	0,520	333*	0,00037
260	0,650	335	0,00034
265	0,810	340	0,00028
270	1,000	345	0,00024
275	0,960	350	0,00020
280*	0,880	355	0,00016
285	0,770	360	0,00013
290	0,640	365*	0,00011
295	0,540	370	0,000093
297*	0,460	375	0,000077
300	0,300	380	0,000064
303*	0,120	385	0,000053
305	0,060	390	0,000044
308	0,026	395	0,000036
310	0,015	400	0,000030

¹ Wavelengths chosen are representative: other values should be obtained by logarithmic interpolation at intermediate wavelengths.

* Emission lines of a mercury discharge spectrum.

IEC 62471			
Clause	Requirement + Test	Result - Remark	Verdict

Summary of the ELs for the surface of the skin or cornea (irradiance based values)					
Actinic UV skin & eye	$E_S = E \cdot S(\cdot)$	200 – 400	< 30000	1,4 (80)	30/t
Eye UV-A	$E_{UVA} = E \cdot$	315 – 400	1000 >1000	1,4 (80)	10000/t 10
Blue-light small source	$E_B = E \cdot B(\cdot)$	300 – 700	100 >100	< 0,011	100/t 1,0
Eye IR	$E_{IR} = E \cdot$	780 – 3000	1000 >1000	1,4 (80)	18000/t ^{0,75} 100
Skin thermal	$E_H = E \cdot$	380 – 3000	< 10	2 sr	20000/t ^{0,75}

Summary of the ELs for the retina (radiance based values)					
Blue light	$L_B = L \cdot B(\cdot)$	300 – 700	0,25 – 10 10-100 100-10000 10000	0,011• (t/10) 0,011 0,0011• t 0,1	10 ⁶ /t 10 ⁶ /t 10 ⁶ /t 100
Retinal thermal	$L_R = L \cdot R(\cdot)$	380 – 1400	< 0,25 0,25 – 10	0,0017 0,011• (t/10)	50000/(•t ^{0,25}) 50000/(•t ^{0,25})
Retinal thermal (weak visual stimulus)	$L_{IR} = L \cdot R(\cdot)$	780 – 1400	> 10	0,011	6000/


FEM

Figure of Spectral distribution



FEMN

Appendix A - EUT Photos



FULL



Appendix B - Test equipment list

UV-VIS-near IR Spectrophotometer	PMS-2000	T-08-SF213	EVERFINE	2018-09-03	2019-09-03
Imaging luminance meter	CX-2K	T-08-SF213-1	EVERFINE	2018-09-03	2019-09-03
Radiation illuminance meter	RD-2000	T-08-SF213-2	EVERFINE	2018-09-03	2019-09-03
Radiation illuminance meter	RD-2000	T-08-SF213-3	EVERFINE	2018-09-03	2019-09-03
High Accuracy Array	HAAS-2000	T-08-SF213-4	EVERFINE	2018-09-03	2019-09-03
80mm sample integrating sphere	SMS-300	T-08-SF213-5	EVERFINE	2018-09-03	2019-09-03
Hygrothermograph	VC230	T-08-QA015	VICTOR	2019-03-17	2020-03-17
Steel tape	5m x 19mm	T-08-SF197	B&Q	2016-02-25	2021-02-23
High power LED aging dc power supply	B12005	T-08-SF205	BACL	2019-03-26	2020-03-26
AC power supply	HPA-1103	T-08-SF129	EVERFINE	2019-07-23	2020-07-23