



RoHS

Specification



- 1. Product naming rules**
- 2. Features**
- 3. Application range**
- . Radiation Pattern**
- 5. Typical Optical/Electrical Characteristics Curves**
/
- 6. Absolute Maximum Ratings**
- 7. Package Dimensions**
- 8. Welded plate Dimensions**
- 9. Label**
- 10. Tape Specifications**
- 11. Reflow soldering instructions**
- 12. Use the matters needing attention**



ATTENTION
OBSERVE PRECAUTIONS
FOR HANDLING
ELECTROSTATIC
DISCHARGE
SENSITIVE
DEVICES

	●


Product naming rules

o

Features

x x

Application range




UV
UV Curing



UV
UV Printing



UV
UV Exposure



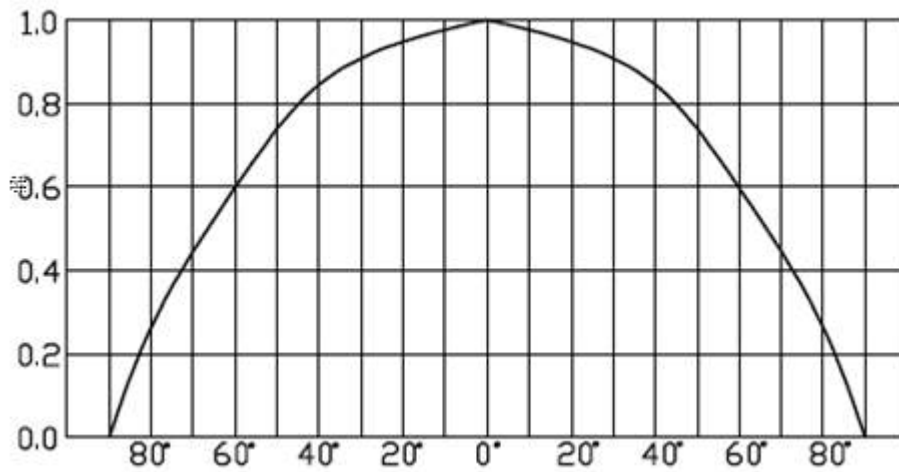
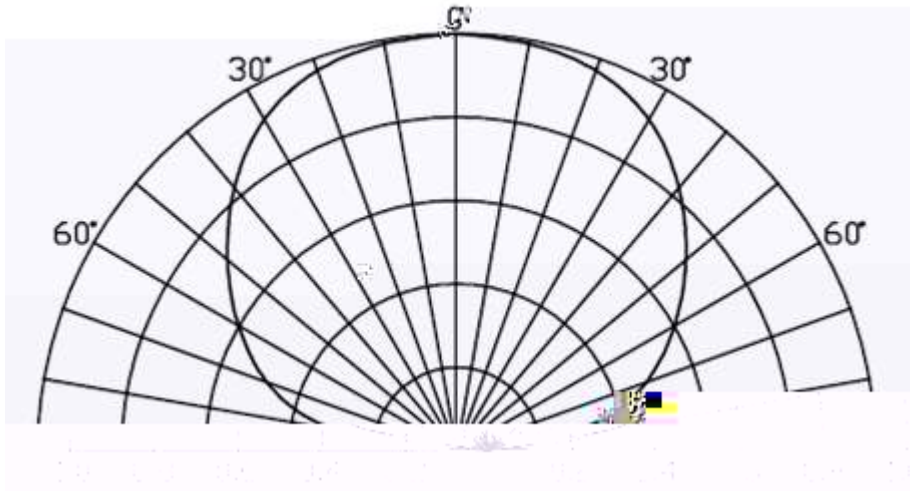
Nail Polish Curing



Mosquito Killer



Radiation Pattern



Typical Optical/Electrical Characteristics @Ta=25±7 °HmdY

Symbol	Item	Min.	Typ.	Max.	Units	
	辐射功率			—		
	正向电压		—			
			—			
		—		—		
		—	—			
		—		—		
		—		—		

Absolute Maximum Ratings 绝对最大额定值@H51&)±7

Item名称	Symbol 符号	Absolute Maximum Rating 绝对最大额定值	
			20°C To +60°C
			0°C To +40°C

Notes注:

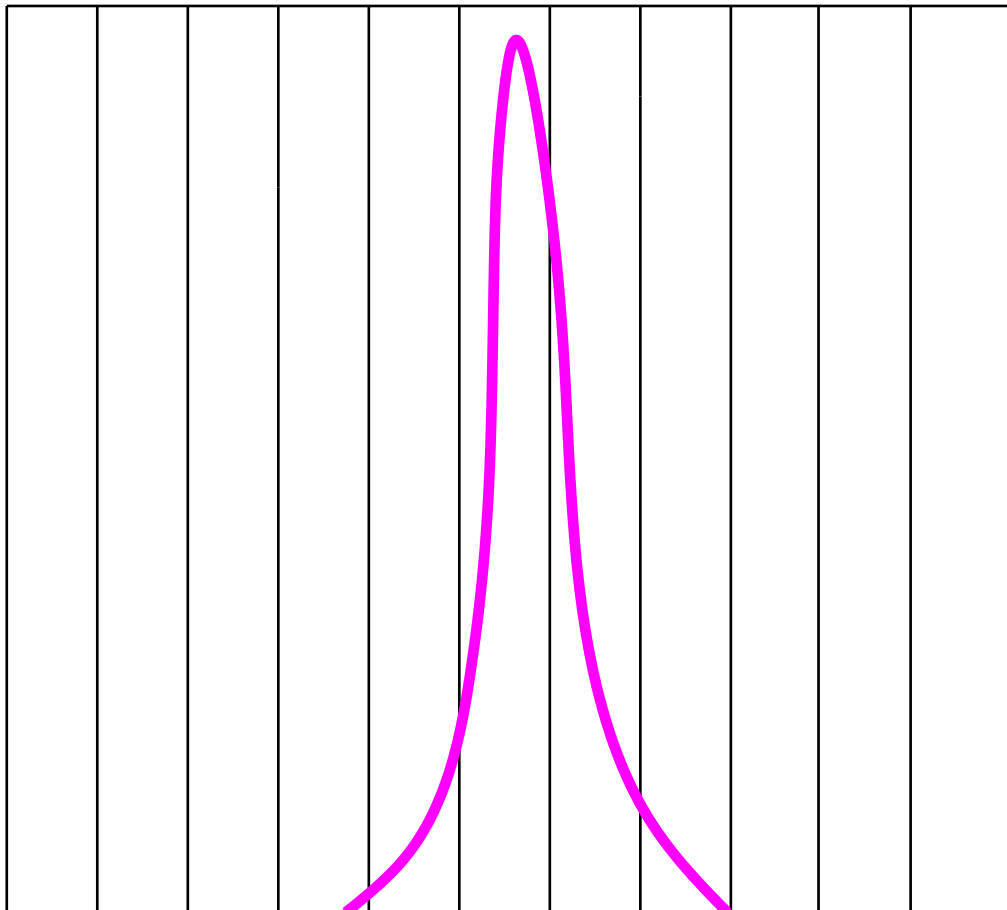
1. Radiant flux measurement tolerance: ±10%;
2. Forward measurement tolerance: ±3%;
3. Peak wavelength measurement tolerance: ±3nm;
.1/10 Duty Cycle, 0.1ms Pulse Width. 1/10占空比, 0.1ms脉冲宽度;
5. The temperature of Aluminum PCB do not exceed 55°C. 基板温度不超过55°C。



Typical Optical/Electrical Characteristics Curves ($T_a=25^{\circ}\text{C}$ Unless Otherwise Noted)

典型光学/电性特征曲线 ($T_a=25^{\circ}\text{C}$ 除非另有注释)

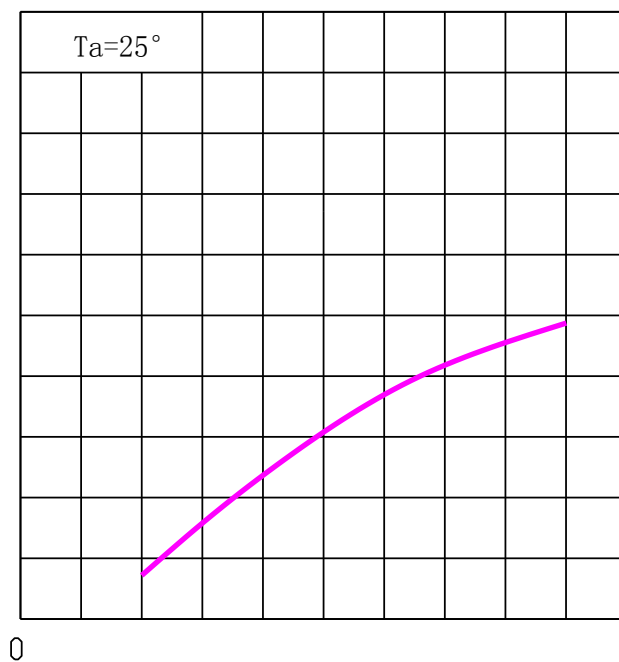
(1) Wavelength Characteristics



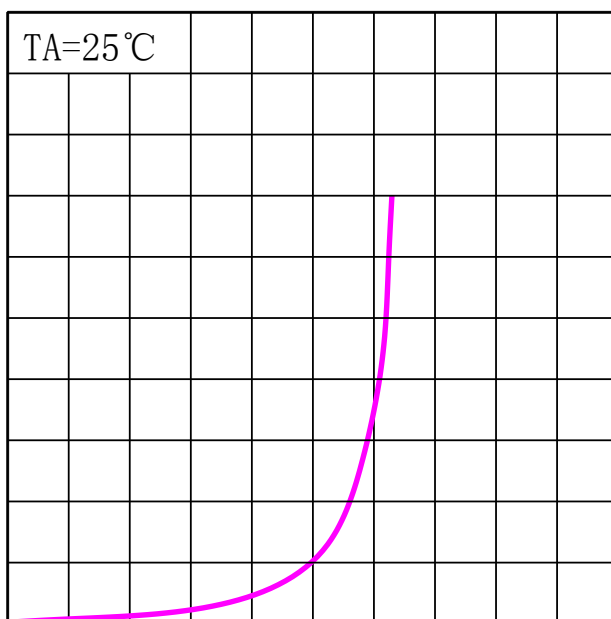
Wavelength λ (nm)



(2) Relative Radiation Flux-IF

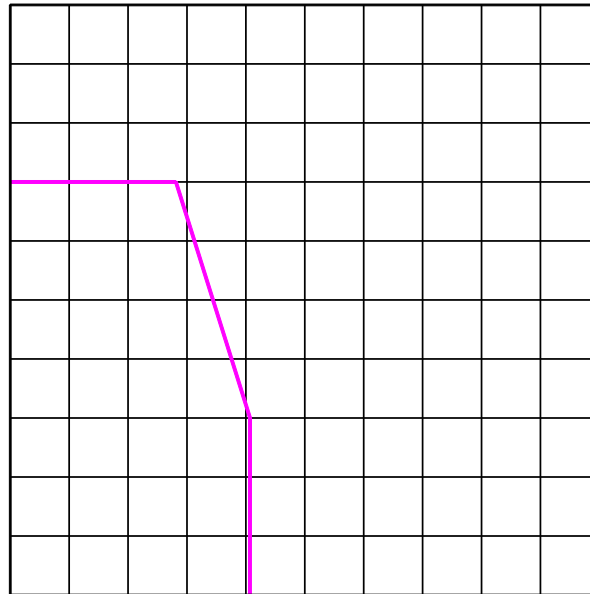


(3) Relative IF-VF



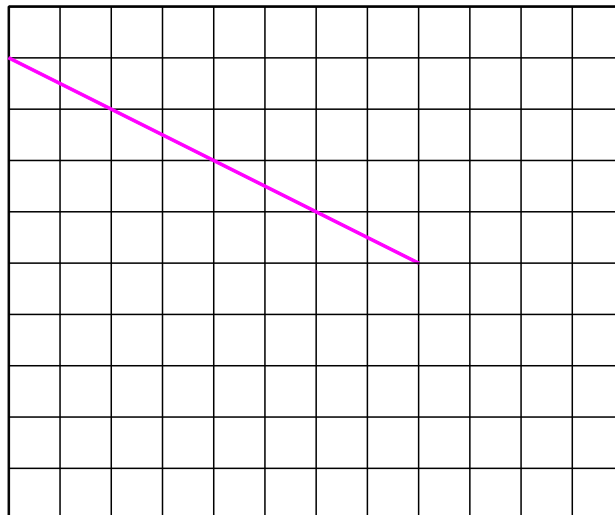


(4) Allowable Forward Current-Ta



°C)

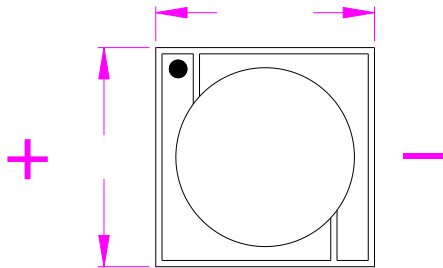
(5) Radiation Flux-Ta



Ta (°)

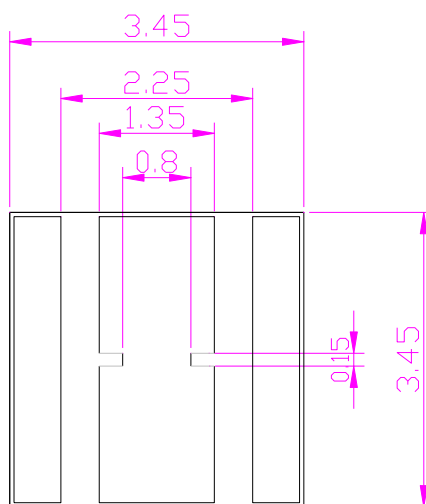


Package Dimensions



Notes :

2. All dimension tolerance is $\pm 0.1\text{mm}$ unless otherwise noted.



Label

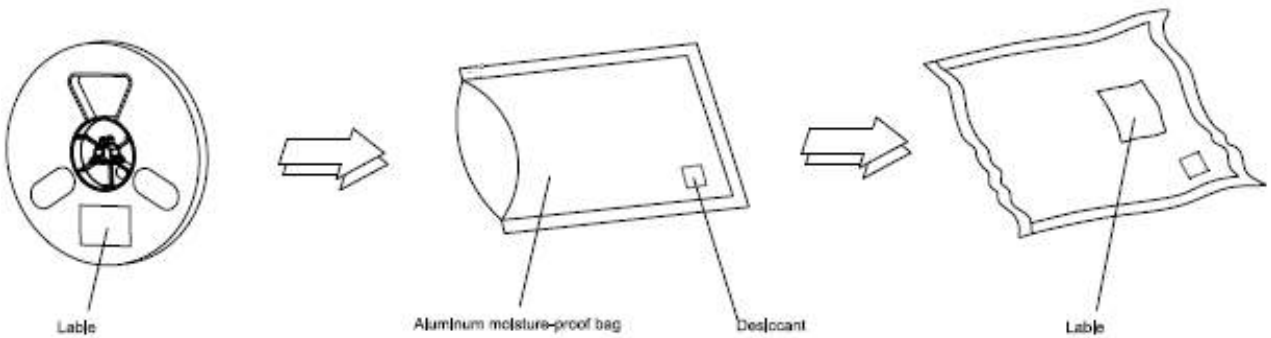
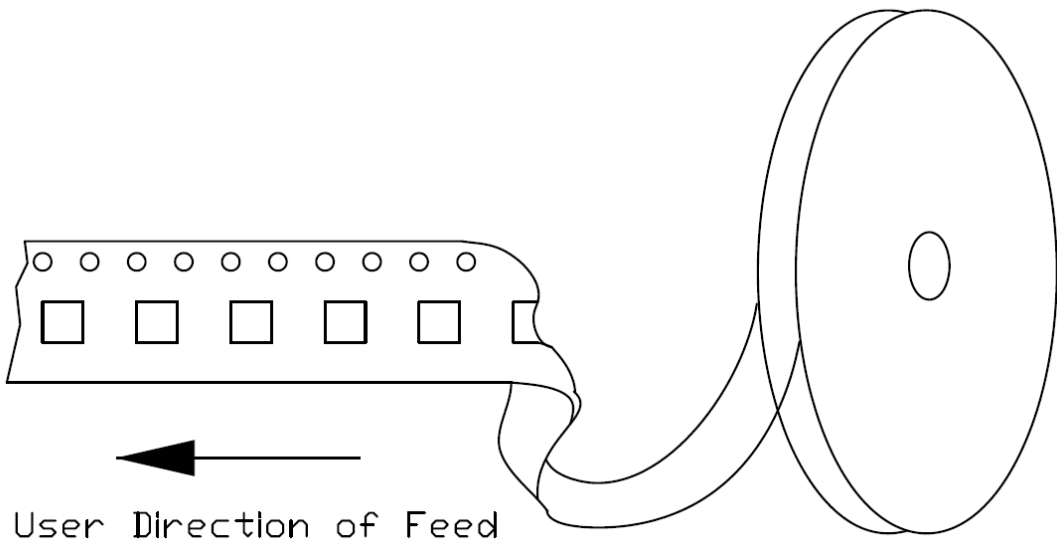
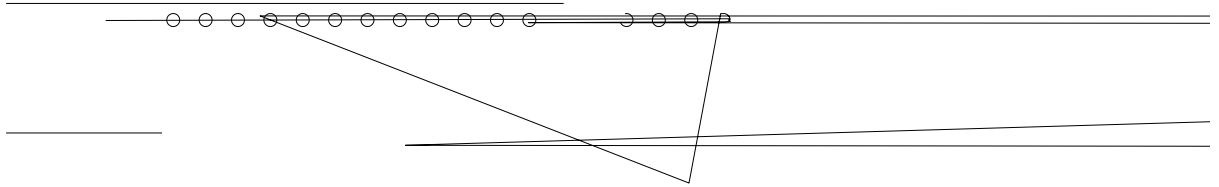
:





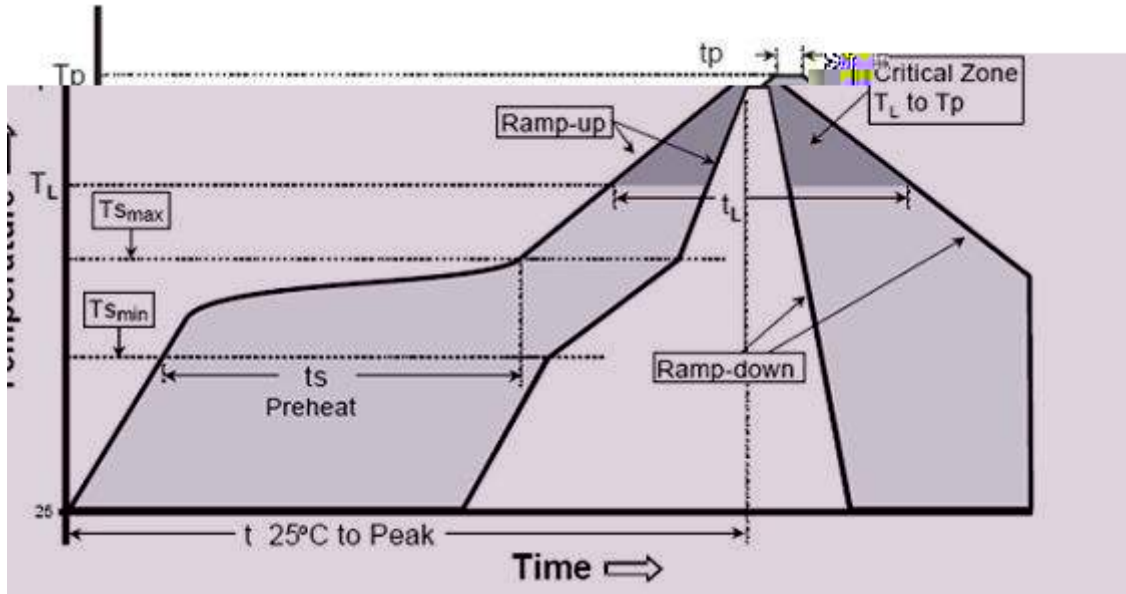
Tape Specifications(Units:mm)

(() **1000 pcs/**





Reflow soldering instructions



Profile Feature	Lead-Based solder	Lead-Free Solder
	°C	°C
	°C	°C
	°C	°C
	°C	°C
	°C	°C
°C		
	°C	°C
°C		

145°-165°-185°-210°-220°-240°-260°-240°

90cm/min

210°C-220°C

210°C-220°C

°C

Use the matters needing attention(使用注意事项)

(storage)

		5-30 °C	60%
LED	24H		
		60 °C±5 °C	12H

To avoid moisture, we recommend storage conditions for the unopened LED +5 ~ +30 °C, relative humidity <60%. LED should be used within 168 Hrs. of opening the package. Please make sure to dehumidify and vacuum pack the remaining/ unused LED. Dehumidifying condition: +120 °C ±5 °C, 04 Hrs. Effective age for the sealed led is one year.

(the assembly notes)

		260 °C.
1000g		

Soldering Conditions This product must be used reflow soldering practices, the maximum temperature of ref mw9QR9sk

During assembly, please ensure that a good quality thermal paste is applied and distributed evenly over the surface. While using thermal pad (Heat Sink), make sure LED is firmly tightened and there is no gap between surfaces. The need to ensure the cooling medium dielectric withstand test at least through 500V.



(drive control)

(other)

(Cl₂, H₂S NH₃ SO_x NO_x

Product is not suitable to use in following conditions;

- Direct or indirect wet / damp conditions, such as rain, etc;
- in contact with sea water and erosive materials;
- Exposed to corrosive gases (e.g., Cl₂, H₂S, NH₃, SO_x, NO_x, etc.);
- Exposed to dust, liquids or oils;



Notes注

°C,

°C

°C