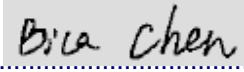
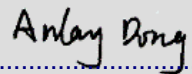


TEST REPORT IEC 62471 Photobiological safety of lamps and lamp systems	
Report Reference No.	GZES110500271331
Tested by (name + signature).....	Bica Chen 
Approved by (name + signature)	Anlay Dong 
Date of issue	2011-05-20
Total number of pages	14 pages
Testing Laboratory	SGS-CSTC Standards Technical Services Co., Ltd. GuangZhou Branch Testing Center
Address	No.198, Kezhu Road, Sciencetech Park, Guangzhou Economic & Technology Development District, Guangzhou, Guangdong, CHINA
Applicant's name	Guangzhou Hongli Opto-electronic Co., Ltd.
Address	West Side of Dongfeng Highway, Automobile Industrial Base, Huadu District, Guangzhou City, Guangdong, China
Test specification:	
Standard	IEC 62471:2006 (First Edition)
Test procedure.....	SGS-CSTC
Non-standard test method.....	N/A
Test Report Form No.	IEC62471A
TRF Originator	VDE Testing and Certification Institute
Master TRF	Dated 2009-05
Copyright © 2009 IEC System for Conformity Testing and Certification of Electrical Equipment (IECEE), Geneva, Switzerland. All rights reserved. This publication may be reproduced in whole or in part for non-commercial purposes as long as the IECEE is acknowledged as copyright owner and source of the material. IECEE takes no responsibility for and will not assume liability for damages resulting from the reader's interpretation of the reproduced material due to its placement and context.	
Test item description	SMD LED
Trade Mark.....	--
Manufacturer.....	Same as applicant
Model/Type reference	HL-AF-5060H271BU46FU79GC-B-S1
Ratings.....	Blue and Green: 2,8-3,4 Vd.c., 20 mA Red: 1,8-2,4 Vd.c., 20 mA

<p>Summary of testing:</p> <p>Due to the physical properties of the Lamp, this product does not contain any radiation above 800nm. Therefore the measured spectral range has been limited from 200nm up to and including 800nm.</p> <p>After review, the blue, green and red were lightened at the same time that was selected for testing as representative.</p> <p>The tests were conducted under 20 mA.</p>	
<p>Tests performed (name of test and test clause):</p> <p>These tests fulfil the requirements of standard ISO/IEC 17025.</p> <p>When determining the test conclusion, the Measurement Uncertainty of test has been considered.</p>	<p>Testing location:</p> <p>SGS-CSTC Standards Technical Services Co., Ltd. GuangZhou Branch Testing Center</p> <p>No.198, Kezhu Road, Sciencetech Park, Guangzhou Economic & Technology Development District, Guangzhou, Guangdong, CHINA</p>
<p>Summary of compliance with National Differences:</p> <p>--</p>	
<p>Copy of marking plate:</p> <p>--</p>	


Test item particulars	
Tested lamp	<input checked="" type="checkbox"/> continuous wave lamps <input type="checkbox"/> pulsed lamps
Tested lamp system	--
Lamp classification group	<input checked="" type="checkbox"/> exempt <input type="checkbox"/> risk 1 <input type="checkbox"/> risk 2 <input type="checkbox"/> risk 3
Lamp cap	--
Bulb	--
Rated of the lamp	--
Furthermore marking on the lamp.....	--
Seasoning of lamps according IEC standard	--
Used measurement instrument.....	Ref. to List of test equipment used
Temperature by measurement.....	25 ± 5 °C
Information for safety use.....	--
Possible test case verdicts:	
– test case does not apply to the test object : N (N/A)	
– test object does meet the requirement..... : P (Pass)	
– test object does not meet the requirement..... : F (Fail)	
Testing:	
Date of receipt of test item.....	: 2011-05-12
Date (s) of performance of tests.....	: 2011-05-12 – 2011-05-19
General remarks:	
<p>The test results presented in this report relate only to the object tested. This report shall not be reproduced, except in full, without the written approval of the Issuing testing laboratory. "(See Enclosure #)" refers to additional information appended to the report. "(See appended table)" refers to a table appended to the report. Throughout this report a comma is used as the decimal separator. List of test equipment must be kept on file and available for review.</p> <p>This document is issued by the Company subject to its General Conditions of Service, available on request or accessible at www.sgs.com/terms_and_conditions.htm and, for electronic format documents, subject to Terms and Conditions for Electronic Documents at www.sgs.com/terms_e-document.htm.</p> <p>Attention is drawn to the limitation of liability, indemnification and jurisdiction issues defined therein. Any holder of this document is advised that information contained hereon reflects the Company's findings at the time of its intervention only and within the limits of Client's instructions, if any. The Company's sole responsibility is to its Client and this document does not exonerate parties to a transaction from exercising all their rights and obligations under the transaction documents. This document cannot be produced except in full, without prior written approval of the Company. Any unauthorized alteration, forgery or falsification of the content or appearance of this document is unlawful and offenders may be prosecuted to the fullest extent of the law.</p>	
General product information:	
The product can emit blue, green and red light etc. when powered.	
There are one blue chip, one green chip and one red chip in this product.	

IEC 62471			
Clause	Requirement + Test	Result – Remark	Verdict

4	EXPOSURE LIMITS		--
4.1	General		P
	The exposure limits in this standard is not less than 0,01 ms and not more than any 8-hour period and should be used as guides in the control of exposure		P
	Detailed spectral data of a light source are generally required only if the luminance of the source exceeds $10^4 \text{ cd}\cdot\text{m}^{-2}$	see clause 4.3	P
4.3	Hazard exposure limits		P
4.3.1	Actinic UV hazard exposure limit for the skin and eye		P
	The exposure limit for effective radiant exposure is $30 \text{ J}\cdot\text{m}^{-2}$ within any 8-hour period		P
	To protect against injury of the eye or skin from ultraviolet radiation exposure produced by a broadband source, the effective integrated spectral irradiance, E_s , of the light source shall not exceed the levels defined by:		P
	$E_s \cdot t = \sum_{200}^{400} E_e(\lambda, t) \cdot S_{UV}(\lambda) \cdot \Delta\lambda \cdot \Delta t \leq 30 \text{ J}\cdot\text{m}^{-2}$		P
	The permissible time for exposure to ultraviolet radiation incident upon the unprotected eye or skin shall be computed by:		P
	$t_{\max} = \frac{30}{E_s} \text{ s}$		P
4.3.2	Near-UV hazard exposure limit for eye		P

For the spectral region 315 nm to 400 nm (UV-A) the

urH6.1(e)-6. 97 65644.65breS97198 rad 10.0210.02 053. .72 TD-.0i.03 ro 992xf2B2 r 992xfp.53. .720204st0143 Tc15.8e3s3F3 ro,7

IEC 62471				
Clause	Requirement + Test	Result – Remark	Verdict	
	$L_B \cdot t = \sum_{300}^{700} \sum_t L_\lambda(\lambda, t) \cdot B(\lambda) \cdot \Delta\lambda \leq 10^6 \quad \text{J} \cdot \text{m}^{-2} \cdot \text{sr}^{-1}$	for $t \leq 10^4$ s		P
	$L_B = \sum_{300}^{700} L_\lambda \cdot B(\lambda) \cdot \Delta\lambda \leq 100 \quad \text{W} \cdot \text{m}^{-2} \cdot \text{sr}^{-1}$			N
4.3.4	Retinal blue light hazard exposure limit - small source		N	
	Thus the spectral irradiance at the eye E_λ , weighted against the blue-light hazard function $B(\lambda)$ shall not exceed the levels defined by:		N	
	$E_B \cdot t = \sum_{300}^{700} \sum_t E_\lambda(\lambda, t) \cdot B(\lambda) \cdot \Delta\lambda \leq 100 \quad \text{J} \cdot \text{m}^{-2}$		N	
			N	
4.3.5	Retinal thermal hazard exposure limit		P	
	To protect against retinal thermal injury, the integrated spectral radiance of the light source, L_λ , weighted by the burn hazard weighting function $R(\lambda)$ (from Figure 4.2 and Table 4.2), i.e., the burn hazard weighted radiance, shall not exceed the levels defined by:		P	
	$L_{IR} = \sum_{780}^{1400} L_\lambda \cdot R(\lambda) \cdot \Delta\lambda \leq \frac{6000}{\alpha}$	($10 \mu\text{s} \leq t \leq 10$ s)	P	
4.3.6	Retinal thermal hazard exposure limit – weak visual stimulus		N	
	For an infrared heat lamp or any near-infrared source where a weak visual stimulus is inadequate to activate the aversion response, the near infrared (780 nm to 1400 nm) radiance, L_{IR} , as viewed by the eye for exposure times greater than 10 s shall be limited to:		N	
	$L_{IR} = \sum_{780}^{1400} L_\lambda \cdot R(\lambda) \cdot \Delta\lambda \leq \frac{6000}{\alpha} \quad \text{W} \cdot \text{m}^{-2} \cdot \text{sr}^{-1}$		N	
4.3.7	Infrared radiation hazard exposure limits for the eye		N	
	To avoid thermal injury of the cornea and possible delayed effects upon the lens of the eye (cataractogenesis), ocular exposure to infrared radiation, E_{IR} , over the wavelength range 780 nm to 3000 nm, for times less than 1000 s, shall not exceed:		N	
	$E_{IR} = \sum_{780}^{3000} E_\lambda \cdot \Delta\lambda \leq 18000 \cdot t^{-0.75} \quad \text{W} \cdot \text{m}^{-2}$		N	
	For times greater than 1000 s the limit becomes:		N	



IEC 62471			
Clause	Requirement + Test	Result – Remark	Verdict
	The measurement shall be made in that position of the beam giving the maximum reading.		P
	The measurement instrument is adequate calibrated.		P
5.2.2	Radiance measurements		P
5.2.2.1	Standard method		N
	The measurements made with an optical system.		N
	The instrument shall be calibrated to read in absolute radiant power per unit receiving area and per unit solid angle to acceptance averaged over the field of view of the instrument.		N
5.2.2.2	Alternative method		P
	Alternatively to an imaging radiance set-up, an irradiance measurement set-up with a circular field stop placed at the source can be used to perform radiance measurements.		P
5.2.3	Measurement of source size		P
	The determination of α , the angle subtended by a source, requires the determination of the 50% emission points of the source.		P
5.2.4	Pulse width measurement for pulsed sources		N
	The determination of Δt , the nominal pulse duration of a source, requires the determination of the time during which the emission is > 50% of its peak value.		N
5.3	Analysis methods		P
5.3.1	Weighting curve interpolations		P
	To standardize interpolated values, use linear interpolation on the log of given values to obtain intermediate points at the wavelength intervals desired.	see table 4.1	P
5.3.2	Calculations		P
	The calculation of source hazard values shall be performed by weighting the spectral scan by the appropriate function and calculating the total weighted energy.		P
5.3.3	Measurement uncertainty		P
	The quality of all measurement results must be quantified by an analysis of the uncertainty.	see Annex C in the norm	P
6	LAMP CLASSIFICATION		--
	For the purposes of this standard it was decided that the values shall be reported as follows:	see table 6.1	P

IEC 62471			
Clause	Requirement + Test	Result – Remark	Verdict
	– for lamps intended for general lighting service, the hazard values shall be reported as either irradiance or radiance values at a distance which produces an illuminance of 500 lux, but not at a distance less than 200 mm		N
	– for all other light sources, including pulsed lamp sources, the hazard values shall be reported at a distance of 200 mm	r = 200 mm	P
6.1	Continuous wave lamps		P
6.1.1	Exempt Group		P
	In the exempt group are lamps, which does not pose any photobiological hazard. The requirement is met by any lamp that does not pose:		P
	– an actinic ultraviolet hazard (E_S) within 8-hours exposure (30000 s), nor		P
	– a near-UV hazard (E_{UVA}) within 1000 s, (about 16 min), nor		P
	– a retinal blue-light hazard (L_B) within 10000 s (about 2,8 h), nor		P
	– a retinal thermal hazard (L_R) within 10 s, nor		P
	– an infrared radiation hazard for the eye (E_{IR}) within 1000 s		N
6.1.2	Risk Group 1 (Low-Risk)		N
	In this group are lamps, which exceeds the limits for the exempt group but that does not pose:		N
	– an actinic ultraviolet hazard (E_S) within 10000 s, nor		N
	– a near ultraviolet hazard (E_{UVA}) within 300 s, nor		N
	– a retinal blue-light hazard (L_B) within 100 s, nor		N
	– a retinal thermal hazard (L_R) within 10 s, nor		N
	– an infrared radiation hazard for the eye (E_{IR}) within 100 s		N
	Lamps that emit infrared radiation without a strong visual stimulus and do not pose a near-infrared retinal hazard (L_{IR}), within 100 s are in Risk Group 1.		N
6.1.3	Risk Group 2 (Moderate-Risk)		N
	This requirement is met by any lamp that exceeds the limits for Risk Group 1, but that does not pose:		N
	– an actinic ultraviolet hazard (E_S) within 1000 s exposure, nor		N
	– a near ultraviolet hazard (E_{UVA}) within 100 s, nor		N
	– a retinal blue-light hazard (L_B) within 0,25 s (aversion response), nor		N

IEC 62471			
Clause	Requirement + Test	Result – Remark	Verdict

	– a retinal thermal hazard (L_R) within 0,25 s (aversion response), nor		N
	– an infrared radiation hazard for the eye (E_{IR}) within 10 s		N
	Lamps that emit infrared radiation without a strong visual stimulus and do not pose a near-infrared retinal hazard (L_{IR}), within 10 s are in Risk Group 2.		N
6.1.4	Risk Group 3 (High-Risk)		N
	Lamps which exceed the limits for Risk Group 2 are in Group 3.		N
6.2	Pulsed lamps		N
	Pulse lamp criteria shall apply to a single pulse and to any group of pulses within 0,25 s.		N

A pulsed lamp shall be evaluated at the highest

IEC 62471			
Clause	Requirement + Test	Result – Remark	Verdict

Table 4.1 Spectral weighting function for assessing ultraviolet hazards for skin and eye			P
Wavelength ¹ , nm	UV hazard function S _{uv} ()	Wavelength, nm	UV hazard function S _{uv} ()
200	0,030	313*	0,006
205	0,051	315	0,003
210	0,075	316	0,0024
215	0,095	317	0,0020
220	0,120	318	0,0016
225	0,150	319	0,0012
230	0,190	320	0,0010
235	0,240	322	0,00067
240	0,300	323	0,00054
245	0,360	325	0,00050
250	0,430	328	0,00044
254*	0,500	330	0,00041
255	0,520	333*	0,00037
260	0,650	335	0,00034
265	0,810	340	0,00028
270	1,000	345	0,00024
275	0,960	350	0,00020
280*	0,880	355	0,00016
285	0,770	360	0,00013
290	0,640	365*	0,00011
295	0,540	370	0,000093
297*	0,460	375	0,000077
300	0,300	380	0,000064
303*	0,120	385	0,000053
305	0,060	390	0,000044
308	0,026	395	0,000036
310	0,015	400	0,000030

¹ Wavelengths chosen are representative: other values should be obtained by logarithmic interpolation at intermediate wavelengths.
 * Emission lines of a mercury discharge spectrum.

IEC 62471			
Clause	Requirement + Test	Result – Remark	Verdict

Table 4.2	Spectral weighting functions for assessing retinal hazards from broadband optical sources	P
Wavelength nm	Blue-light hazard function B ()	Burn hazard function R ()
300	0,01	--
305	0,01	--
310	0,01	--
315	0,01	--
320	0,01	--
325	0,01	--
330	0,01	--
335	0,01	--
340	0,01	--
345	0,01	--
350	0,01	--
355	0,01	--
360	0,01	--
365	0,01	--
370	0,01	--
375	0,01	--
380	0,01	0,1
385	0,013	0,13
390	0,025	0,25
395	0,05	0,5
400	0,10	1,0
405	0,20	2,0
410	0,40	4,0
415	0,80	8,0
420	0,90	9,0
425	0,95	9,5
430	0,98	9,8

IEC 62471			
Clause	Requirement + Test	Result – Remark	Verdict

Table 5.4 Summary of the ELs for the surface of the skin or cornea (irradiance based values)						P
Hazard Name	Relevant equation	Wavelength range nm	Exposure duration sec	Limiting aperture rad (deg)	EL in terms of constant irradiance $W \cdot m^{-2}$	
Actinic UV skin & eye	$E_S = \sum E_\lambda \cdot S(\lambda) \cdot \Delta\lambda$	200 – 400	< 30000	1,4 (80)	30/t	
Eye UV-A	$E_{UVA} = \sum E_\lambda \cdot \Delta\lambda$	315 – 400	≤ 1000 >1000	1,4 (80)	10000/t 10	
Blue-light small source	$E_B = \sum E_\lambda \cdot B(\lambda) \cdot \Delta\lambda$	300 – 700	≤ 100 >100	< 0,011	100/t 1,0	
Eye IR	$E_{IR} = \sum E_\lambda \cdot \Delta\lambda$	780 – 3000	≤ 1000 >1000	1,4 (80)	18000/t ^{0,75} 100	
Skin thermal	$E_H = \sum E_\lambda \cdot \Delta\lambda$	380 – 3000	< 10	2π sr	20000/t ^{0,75}	

Table 5.5 Summary of the ELs for the retina (radiance based values)						P
Hazard Name	Relevant equation	Wavelength range nm	Exposure duration sec	Field of view radians	EL in terms of constant radiance $W \cdot m^{-2} \cdot sr^{-1}$	
Blue light	$L_B = \sum L_\lambda \cdot B(\lambda) \cdot \Delta\lambda$	300 – 700	0,25 – 10 10-100 100-10000 ≥ 10000	$0,011 \cdot \sqrt{(t/10)}$ 0,011 $0,0011 \cdot \sqrt{t}$ 0,1	$10^6/t$ $10^6/t$ $10^6/t$ 100	
Retinal thermal	$L_R = \sum L_\lambda \cdot R(\lambda) \cdot \Delta\lambda$	380 – 1400	< 0,25 0,25 – 10	0,0017 $0,011 \cdot \sqrt{(t/10)}$	$50000/(\alpha \cdot t^{0,25})$ $50000/(\alpha \cdot t^{0,25})$	
Retinal thermal (weak visual stimulus)	$L_{IR} = \sum L_\lambda \cdot R(\lambda) \cdot \Delta\lambda$	780 – 1400	> 10	0,011	6000/α	

IEC 62471			
Clause	Requirement + Test	Result – Remark	Verdict

Table 6.1		Emission limits for risk groups of continuous wave lamps								P
Risk	Action spectrum	Symbol	Units	Emission Measurement						
				Exempt		Low risk		Mod risk		
				Limit	Result	Limit	Result	Limit	Result	
Actinic UV	$S_{UV}(\lambda)$	E_s	$W \cdot m^{-2}$	0,001	0,0003	0,003	--	0,03	--	
Near UV	--	E_{UVA}	$W \cdot m^{-2}$	10	0,0007	33	--	100	--	
Blue light	$B(\lambda)$	L_B	$W \cdot m^{-2} \cdot sr^{-1}$	100	12,0	10000	--	4000000	--	
Blue light, small source	$B(\lambda)$	E_B	$W \cdot m^{-2}$	1,0*	--	1,0	--	400	--	
Retinal thermal	$R(\lambda)$	L_R	$W \cdot m^{-2} \cdot sr^{-1}$	$28000/\alpha$	3429,1	$28000/\alpha$	--	$71000/\alpha$	--	
Retinal thermal, weak visual stimulus**	$R(\lambda)$	L_{IR}	$W \cdot m^{-2} \cdot sr^{-1}$	$6000/\alpha$	--	$6000/\alpha$	--	$6000/\alpha$	--	
IR radiation, eye	--	E_{IR}	$W \cdot m^{-2}$	100	--	570	--	3200	--	

* Small source defined as one with $\alpha < 0,011$ radian. Averaging field of view at 10000 s is 0,1 radian.
 ** Involves evaluation of non-GLS source

Photo documentation

Details of:

<p>View:</p> <ul style="list-style-type: none"><input checked="" type="checkbox"/> general<input type="checkbox"/> front<input type="checkbox"/> rear<input type="checkbox"/> right<input type="checkbox"/> left<input type="checkbox"/> top<input type="checkbox"/> bottom<input type="checkbox"/> Internal	
---	---

--- END OF REPORT ---